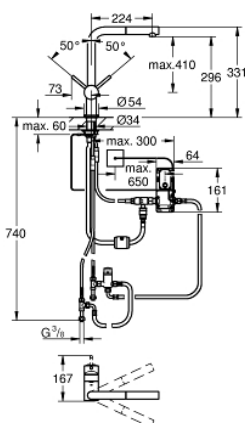
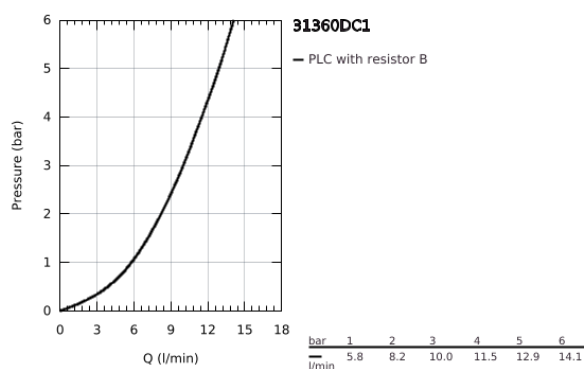


31 360 DC1 MINTA TOUCH ELECTRONIC SINGLE-LEVER SINK MIXER 1/2"

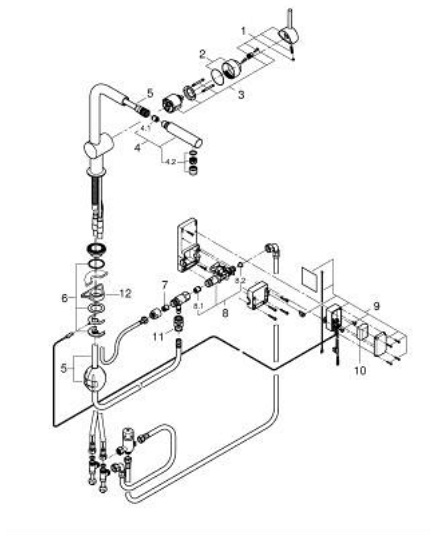


TOOTE KIRJELDUS

- Värvus: supersteel
- L-spout
- single hole installation
- Touch: activation of water via skin contact
- battery supply 6 V lithium-battery, type CR-P2
- CE approved
- solenoid valve
- fixed value mixing valve
- automatic safety stop after 60 sec. (factory set)
- type of protection IP 44
- GROHE SilkMove 46 mm ceramic cartridge
- pull-out mousseur
- automatic return to mousseur
- adjustable flow rate limiter
- swivel tubular spout
- swivel area 360°
- protected against backflow
- flexible connection hoses
- rapid installation system
- maximum flow rate (at 3 bar): 10 l/min



31 360 DC1 MINTA TOUCH ELECTRONIC SINGLE-LEVER SINK MIXER 1/2"



VARUOSAD, juuni 2024 – nüüd

- 1: Lever (Tellimuse number 46015DC0)
- 2: Cap (Tellimuse number 46025DC0)
- 3: Cartridge (Tellimuse number 46048000)
- 4: Pull out spray (Tellimuse number 46858DC0)
- 4.1: Non-return valve (Tellimuse number 08565000)
- 4.2: Mousseur (Tellimuse number 13967DC0)
- 5: Hose for sink mixer with pull-out dual spray or mousseur (Tellimuse number 48293000)
- 6: Shank mounting kit (Tellimuse number 46345000)
- 7: Non-return valve (Tellimuse number 08565000)
- 8: Solenoid valve (Tellimuse number 48213000)
- 8.1: Non-return valve (Tellimuse number 08565000)
- 8.2: Dirt strainer (Tellimuse number 42395000)
- 9: Control unit (Tellimuse number 48214000)
- 10: Battery (Tellimuse number 42886000)
- 11: Quick coupling (Tellimuse number 46338000)
- 12: Support plate (Tellimuse number 05334000)